


mouse L: schSingleSelectPt() M: schHiMousePopUp() R: hiZoomIn()

>

tokyo207:1 (als)

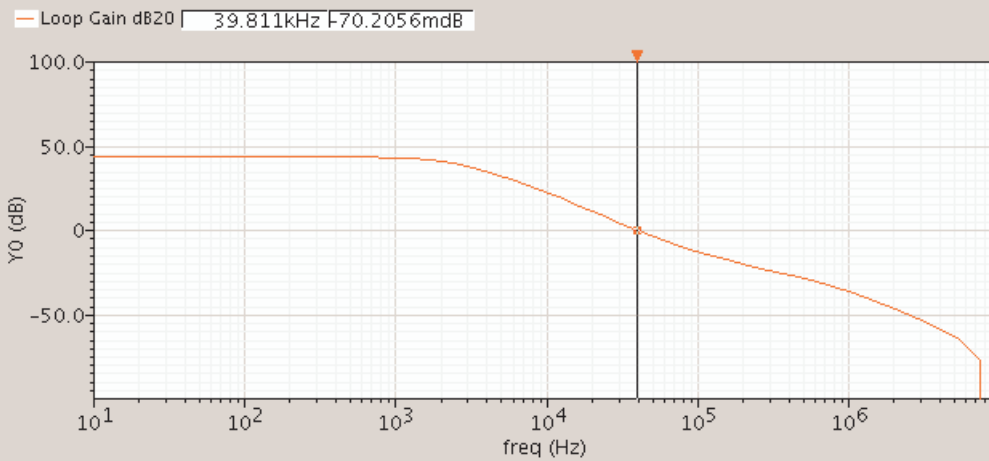
chargePump negative schematic : Dec 9 09:05:40 2006

File Edit Graph Axis Trace Marker Zoom Tools Help

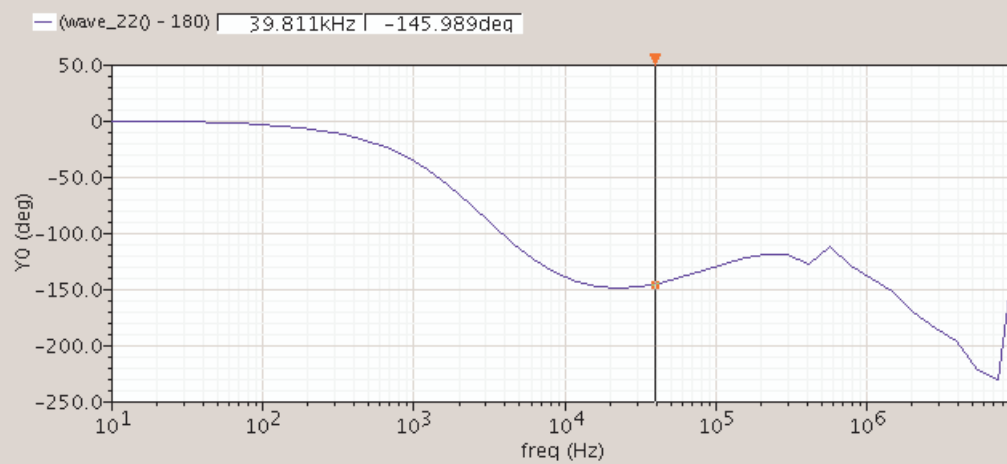


Label

Periodic Stab Response



Periodic Stab Response



> Press m key to place marker.

Direct Plot Form

OK Cancel

Help

Plotting Mode Append

Analysis

tran pss pstb

Function

Loop Gain Stability Summary

Phase Margin = 33.71 (Deg) @ freq = 39.56K (Hz)

Gain Margin = 49.54 (dB) @ freq = 2.452M (Hz)